






Aggiornato / Update: 11/2023

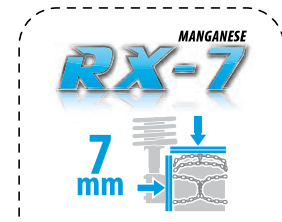
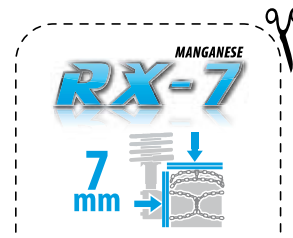
 Ritagliare i tagliandi ed inserirli come mostrato in figura

 Cut along the coupons and insert in the pockets as shown in the picture

 Couper le coupon et inserer dans les compartments

 Recorta los cupones e insértalos como se muestra en la figura

 Schneiden Sie aus und setzen den folgenden Abschnitt wie im Figur ein



MISURA • SIZE TAILLE • GRÖSSE	MISURA • SIZE TAILLE • GRÖSSE
6	6

175-13	165-14	165/70-15	175/55-16
175/75-13	165/75-14	175/60-15	185/50-16
175/80-13	165/80-14	175/65-15	195/45-16
185/70-13	175/70-14	185/55-15	205/40-16
195/65-13	185/65-14	195/50-15	
205/60-13	195/60-14	560-15	
640-13	155-15	165/55-16	

175-13	155-15
175/75-13	165/70-15
175/80-13	175/60-15
185/70-13	175/65-15
195/65-13	185/55-15
205/60-13	195/50-15
640-13	560-15
165-14	165/55-16
165/75-14	175/55-16
165/80-14	185/50-16
175/70-14	195/45-16
185/65-14	205/40-16
195/60-14	

175-13	155-15
175/75-13	165/70-15
175/80-13	175/60-15
185/70-13	175/65-15
195/65-13	185/55-15
205/60-13	195/50-15
640-13	560-15
165-14	165/55-16
165/75-14	175/55-16
165/80-14	185/50-16
175/70-14	195/45-16
185/65-14	205/40-16
195/60-14	