
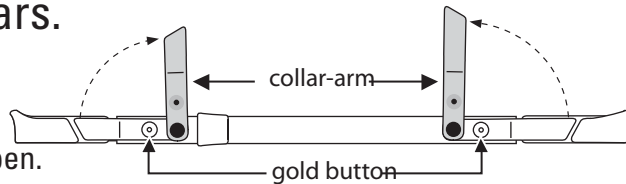


YAKIMA TUBETOP



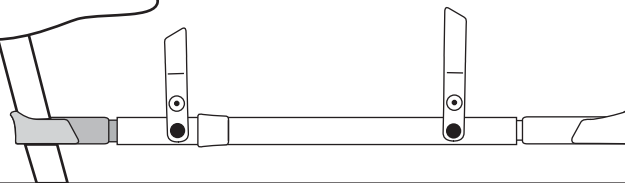
1 Open collars.

Push gold button.
Pull collar-arm open.




2 Attach small collar.

Place small collar
around seat post.



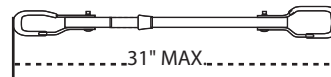
3 Adjust Length.



Pull collars apart until the large collar
can be placed around handlebar stem.




DO NOT EXTEND TO
MORE THAN 31" LONG.



4 Attach large collar.

Place large collar
around handlebar
stem.



5 Mount Bike to rear bike rack.

